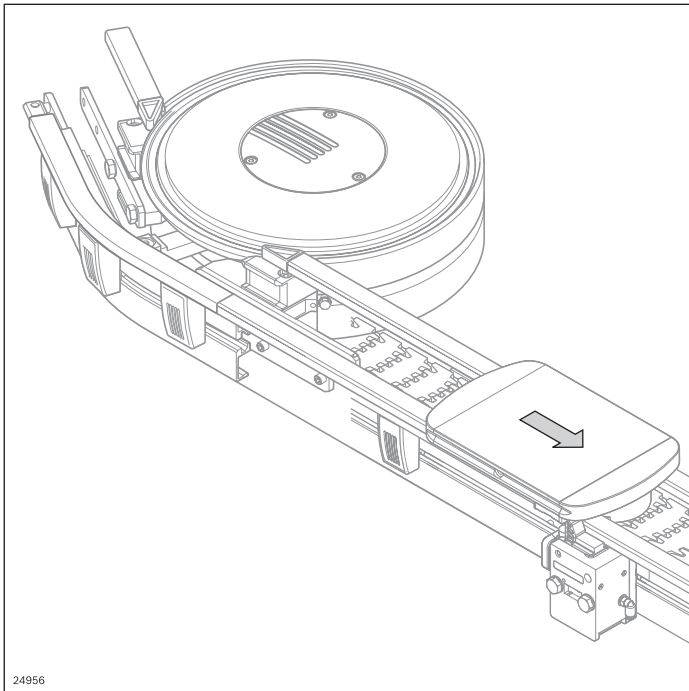


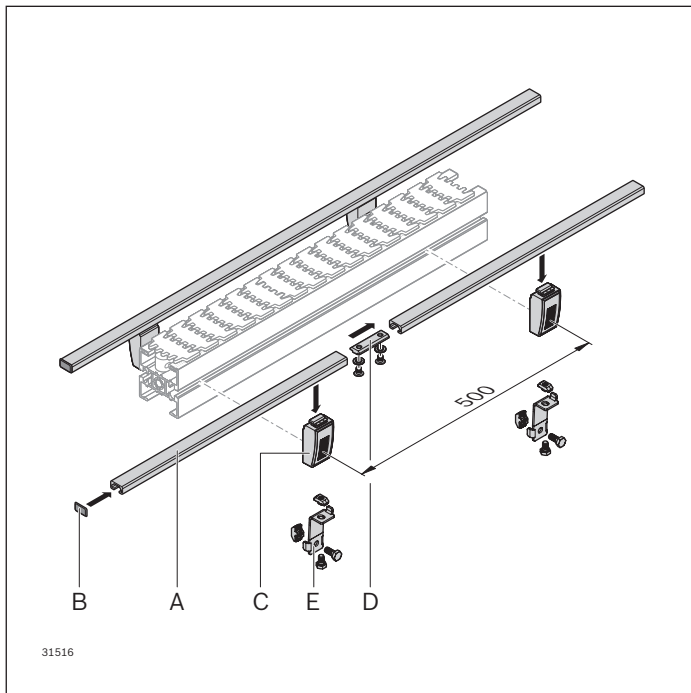
Workpiece pallet system (WT)



- ▶ Secure transport of parts thanks to the modular design with comprehensive additional components
- ▶ Numerous components for control WT such as diverter, stopper, positioning unit, etc.
- ▶ Selection of wear pads with different materials
- ▶ Compatible with the identification system ID 15

24956

Lateral guide for workpiece pallets



- ▶ Strut profile (**A**) for lateral guiding of workpiece pallets
Pre-bent lateral guides for curves on request
- ▶ Profile connector (**D**) to connect the end face of the profiles (**A**).
- ▶ Cover cap (**B**) to protect dirt from entering and injuries at open profile ends.
- ▶ Lateral guide holder (**C**) for simple installation in straight sections
- ▶ Lateral guide HD holder (**E**) in robust design for straight sections and in the curve area
- ▶ Distance of the holders (**C, E**) in the conveying direction: 500 mm
- ▶ Number of holders (**C, E**) in the curve area: 3 holders recommended

▶ Lateral guide of the workpiece pallets

Optional accessories:

- **A:** Bending tool for lateral guide: See p. 290

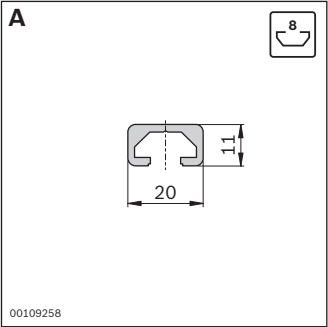
Scope of delivery:


- **C, D, E:** Including fastening material (as shown)

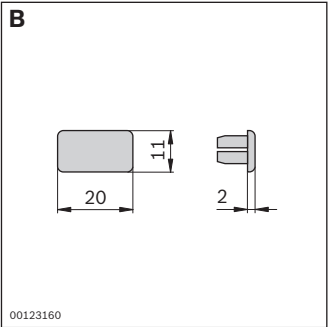
Material:



- **A:** Aluminum; natural, anodized
- **B, C:** PA; black
- **D:** Steel; zinc-plated
- **E:** Non-rusting steel 1.4301

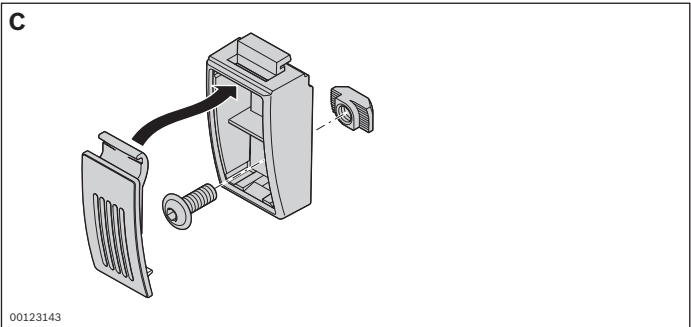
Fastening material: Steel; zinc-plated




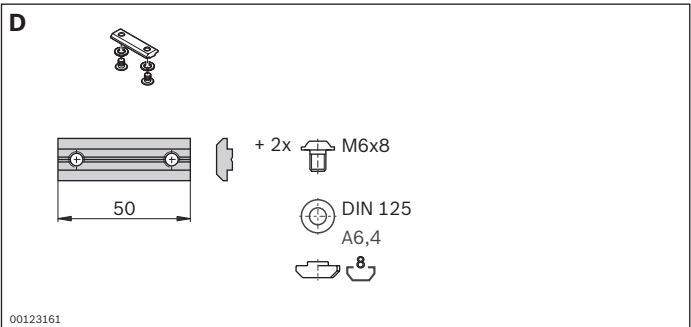
Strut profile 11x20		L (mm)	No.
A	 10 pcs	2000	3 842 513 581
A	1 pc	30 ... 2000	3 842 992 476/...




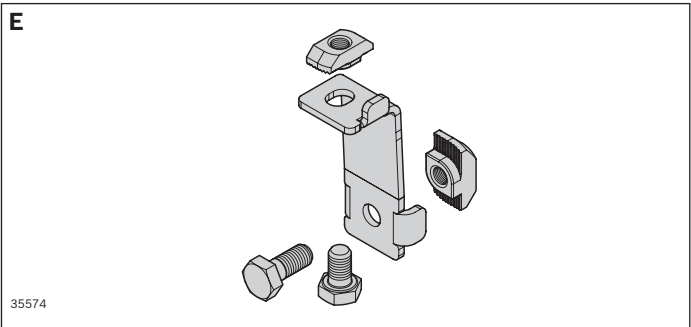
Cover cap 11x20		ESD	 No.
B	Black		20 3 842 551 045
B	Signal gray		20 3 842 551 044



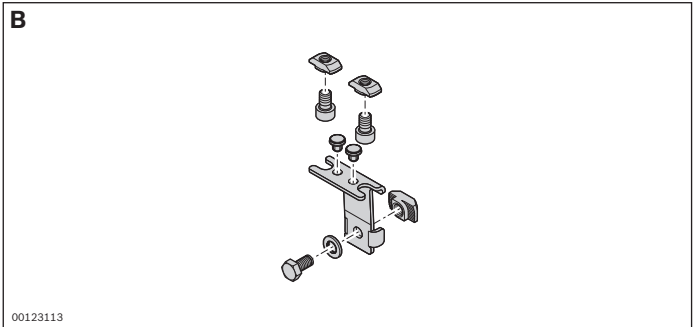
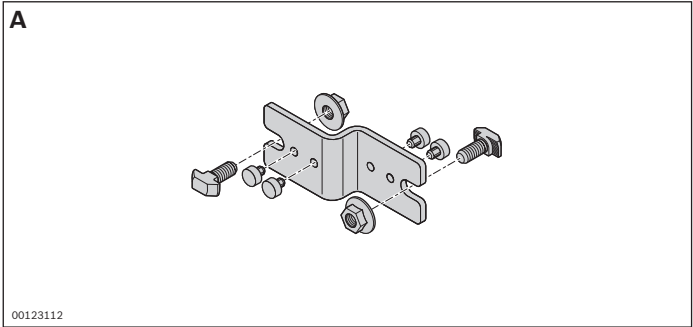
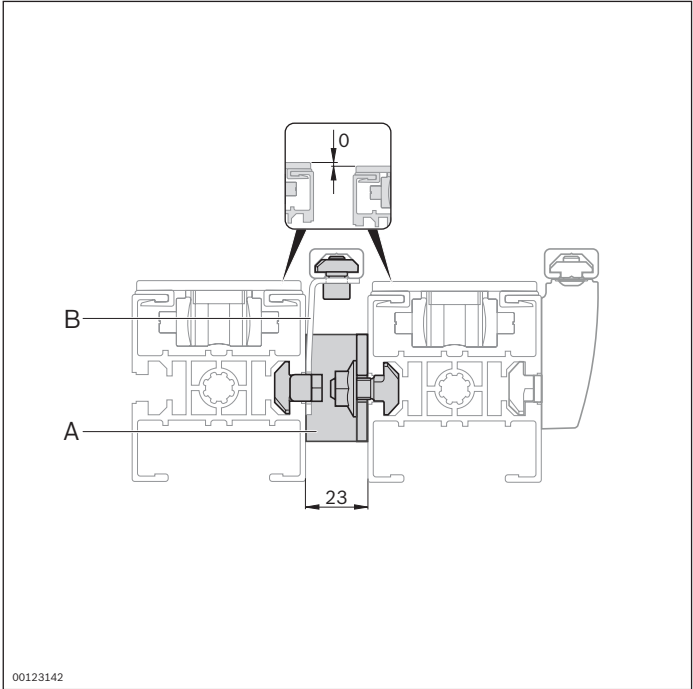
Lateral guide holder		 No.
C		10 3 842 531 552



Profile connector		 No.
D		10 3 842 536 787



Lateral guide holder HD		 No.
E		10 3 842 557 005



The middle lateral guide is used alternately by both sides. The section link (23 mm) (**A**) is used in combination with the holder for lateral guides (23 mm) (**B**) as a spacer between sections.

- The use of a section transfer (see p. 268), diverter (see p. 270) or junction (see p. 278), requires parallel section spacing of 23 mm.

Material:

- **A, B:** Non-rusting steel
- Fastening parts: Steel; galvanized

Section link		No.
A	10	3 842 532 998

Holder for lateral guide		No.
B	10	3 842 532 980

